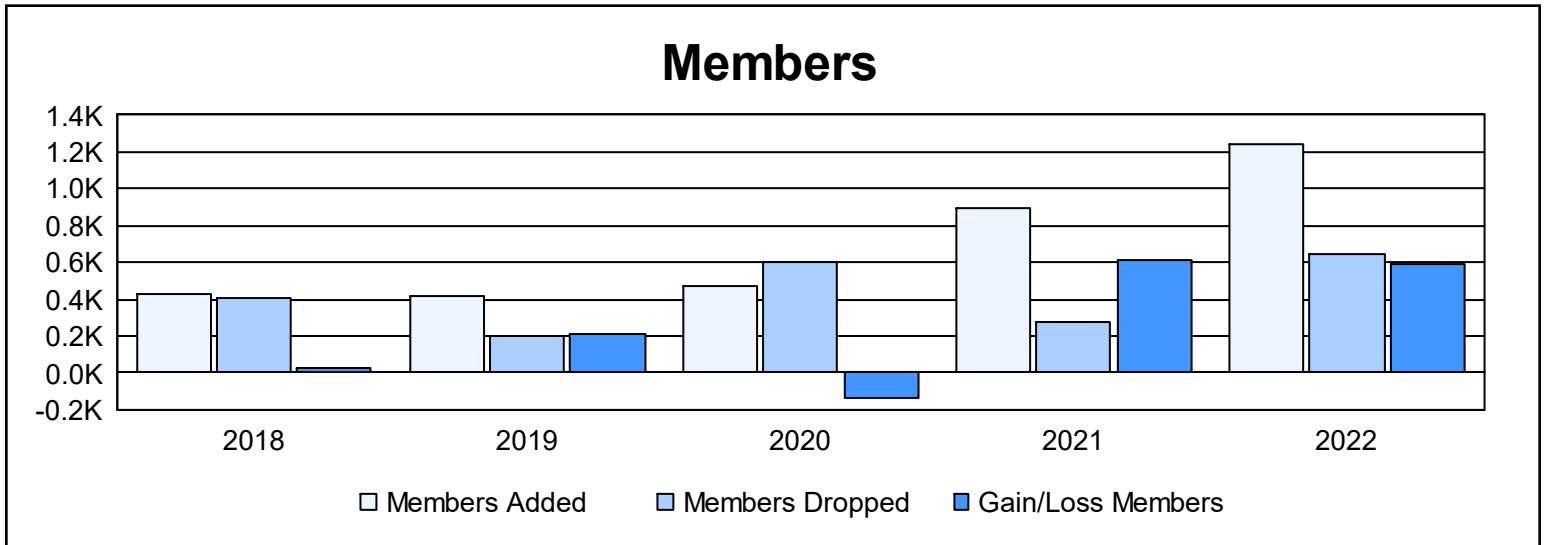
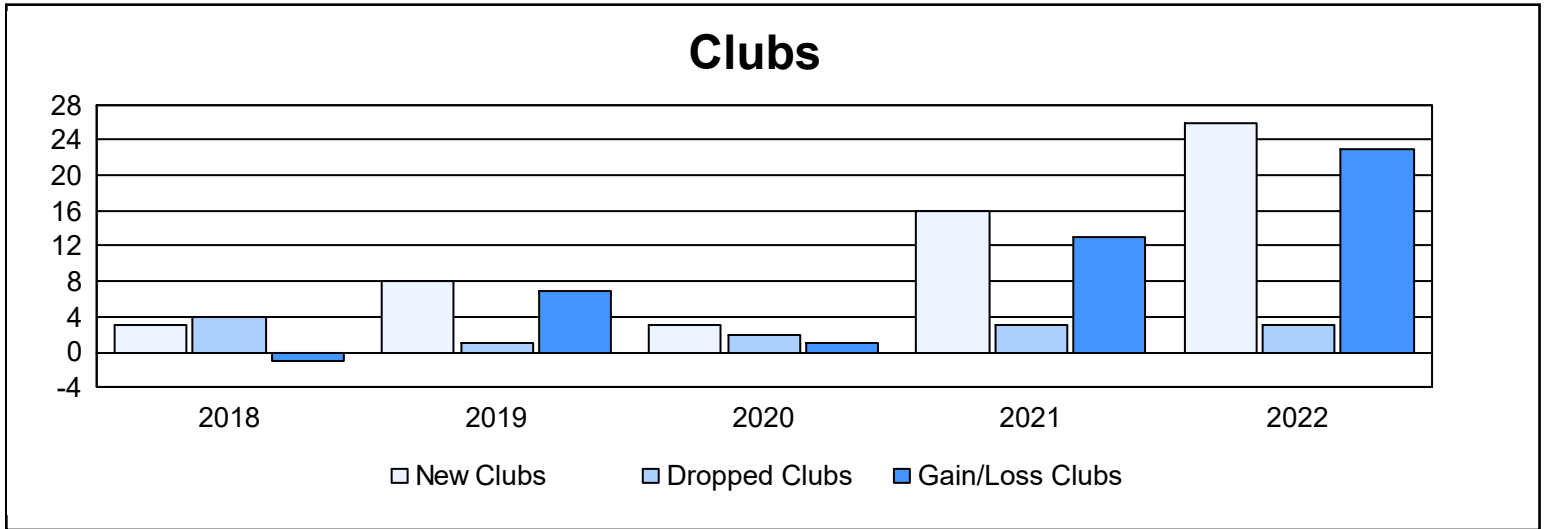
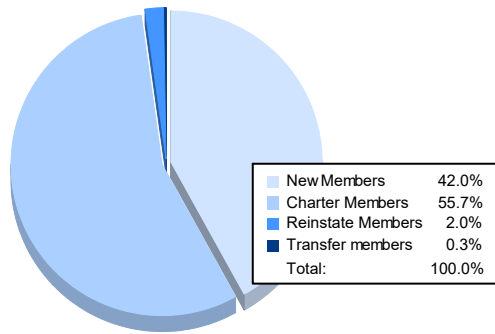


Year	New Clubs	Dropped Clubs	Gain/ Loss Clubs	New Members	Charter Members	Reinstate Members	Transfer Members	Total Member Added	Total Members Dropped	Gain/ Loss Members
2017-2018	3	4	-1	223	158	45	4	430	409	21
2018-2019	8	1	7	128	252	30	2	412	202	210
2019-2020	3	2	1	134	220	97	17	468	600	-132
2020-2021	16	3	13	419	452	8	14	893	279	614
2021-2022	26	3	23	523	693	25	4	1,245	649	596
<b>Average</b>	<b>11</b>	<b>3</b>	<b>9</b>	<b>285</b>	<b>355</b>	<b>41</b>	<b>8</b>	<b>690</b>	<b>428</b>	<b>262</b>



### Membership Composition June 2022 Cumulative



### Gender Composition June 2022 Cumulative

